

WOODEN AND FIBERGLASS HAMMERS

EGA Master has renewed its range of wooden and fiberglass handles to satisfy the demand from the most professional user. The handle-head fixation is reinforced in both handle types, completely avoiding the disattachment of the head from the handle. Their manufacturing materials guarantee a durable use. For these reasons, EGA Master handles are a quality guarantee for industrial uses.



1. High resistance special steel.

2. 50-58HRC in impact area (ISO 15601).

3. Grey hammer tone finishing.

4. Safety pin or conical go-through handle for perfect fixation handle-head.

5. Reinforced piece to avoid the breakage of the handle in its critical zone.

6. High quality wooden handle.

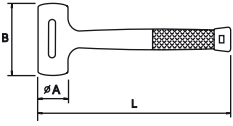
7. Conical wedge to improve the pressure distribution.




8. Ultra-resistant fiberglass.

9. Handle outer zone in PP and TPR: strength and adherence.



DEAD BLOW HAMMER



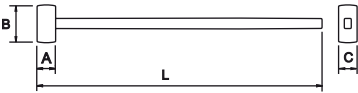
COD.		L (mm)	Ø A (mm)	B (mm)		
69748	0,5	275	40	80		
69750	1,5	325	50	110	6	•
69752	3	360	60	130		
69753	4	425	65	140		
69754	5	430	70	150	3	-





The head is filled with Steel micro-beads which effectively absorb the impact and eliminate hammer rebound.

The housing, which is made of a mix of special rubber & PVC, enables the hammer to absorb impacts more effectively whilst still providing the necessary rigidity and resistance, but it also allows the hammering of metal parts without the risk of damage and breakage.

GERMAN TYPE STONING HAMMER

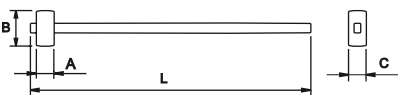




COD.		L (mm)	A (mm)	B (mm)	C (mm)	
69640	3	900	56	135	56	1
69641	4		61	145	64	
69642	5		68	151	68	
69643	6		70	165	70	
69648	8		83	180	83	
69655	10		86	200	86	



FEATURES

Hickory wood



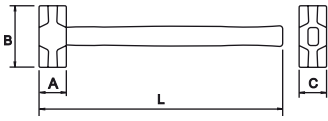
COD.		L (mm)	A (mm)	B (mm)	C (mm)	
69644	3	900	56	135	56	1
69645	4		61	145	64	
69646	5		68	151	68	
69647	6		70	165	70	
69677	10		86	200	86	



FEATURES

Fiberglass

SLEDGE HAMMER



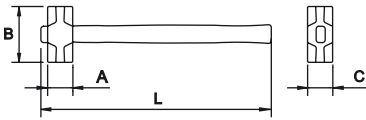
COD.		L (mm)	A (mm)	B (mm)	C (mm)	
69650	4	400	51	136	48	4
69651	6	900	54	146	51	1
69652	8		58	161	59	
69653	10		64	173	62	
69654	12		66	180	66	



FEATURES

Hickory wood

For general hammering operations and especially for demolition work.



COD.		L (mm)	A (mm)	B (mm)	C (mm)	
68530	4	400	51	136	48	1
68532	8	900	58	161	59	
68533	10		64	173	62	
68534	12		66	180	66	

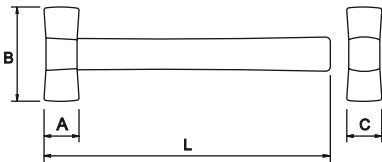


FEATURES

Fiberglass

For general hammering operations and especially for demolition work.

SPANISH TYPE MALLET

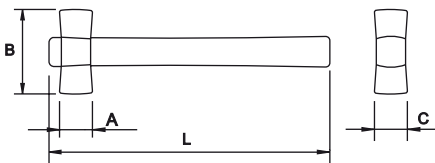


COD.		L (mm)	A (mm)	B (mm)	C (mm)		
69659	0,7	260	33	105	33	6	•
69683	1	280	37	129	37		-
69661	1,4		41	138	43		-



FEATURES

Hickory wood



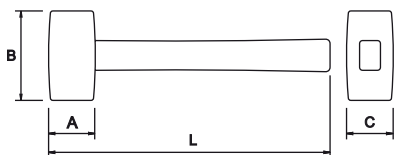
COD.		L (mm)	A (mm)	B (mm)	C (mm)		
69662	0,7	260	33	105	33	6	•
69663	1	280	37	129	37	4	-
69664	1,4		41	138	43		



FEATURES

Fiberglass

GERMAN TYPE MALLET

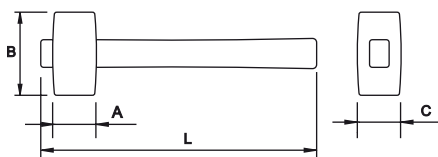


COD.	Kg	L (mm)	A (mm)	B (mm)	C (mm)	
69665	0,8	260	41	95	40	4
69605	1					
69607	1,5	280	42	99	43	2

FEATURES

Hickory wood

Designed for general hammering operations and for use with chisels and cold chisels.



COD.	Kg	L (mm)	A (mm)	B (mm)	C (mm)	
69666	0,8	260	41	95	40	4
69667	1					
69669	1,5	290	42	99	43	2

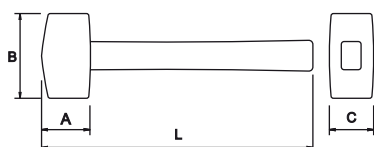
FEATURES

Fiberglass

Designed for general hammering operations and for use with chisels and cold chisels.



BRITISH TYPE MALLET

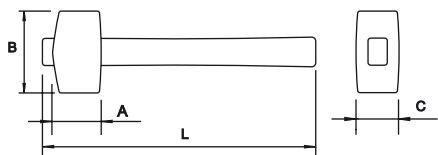


COD.	Lb	L (mm)	A (mm)	B (mm)	C (mm)	
69672	3	280	46	104	45	4

FEATURES

Hickory wood

Designed for general hammering operations and for use with chisels and cold chisels.



COD.	Lb	L (mm)	A (mm)	B (mm)	C (mm)	
69673	2,5	280	45	92	45	1
69674	3					

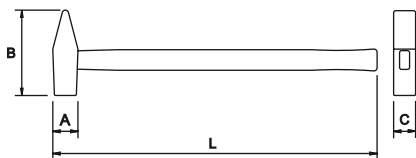
FEATURES




Fiberglass

Designed for general hammering operations and for use with chisels and cold chisels.



GERMAN TYPE MACHINIST'S HAMMER

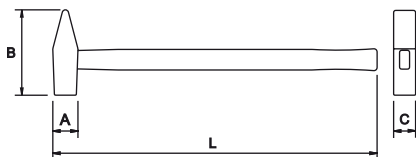





COD.		L (mm)	A (mm)	B (mm)	C (mm)		
69618	200	275	20	96	21	6	•
69619	300	305	23	103	23		
69620	400		27	118	28		
69621	500	325	29	123	31		
69622	600		33	128	32		
69675	800	340	37	135	37		
69676	1000						



FEATURES

Hickory wood



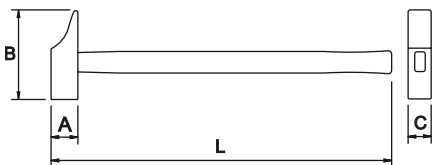
COD.		L (mm)	A (mm)	B (mm)	C (mm)		
69731	200	255	20	96	21	6	•
69732	300	275	23	103	23		
69733	400		27	118	28		
69734	500	300	29	123	31		
69735	600	300	33	128	32		
69736	800	350	37	135	37		
69737	1000						






FEATURES

Fiberglass

JOINER'S HAMMER



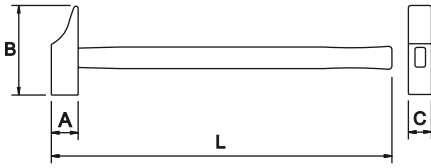
COD.		L (mm)	A (mm)	B (mm)	C (mm)		
69601	150		18	88	17	6	•
69602	200	270	20	93	19		
69603	250		22	97	23		
69604	350	300	25	107	24		
69681	450		28	116	27		
69682	550	310	30	121	29		






FEATURES

Hickory wood

The carpenters hammer head is formed with one squared end and one narrow end for use with small nails and pins, to reduce the risk of contact with fingers and causing damage to the work piece.



COD.		L (mm)	A (mm)	B (mm)	C (mm)		
69684	150	250	18	88	17	6	•
69685	200		20	93	19		
69686	250	278	22	97	23		
69687	350		25	107	24		
69688	450		28	116	27		
69689	550		30	121	29		

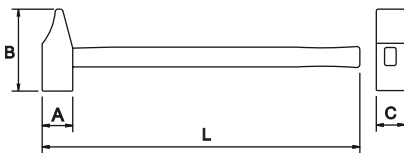





FEATURES

Fiberglass

The carpenters hammer head is formed with one squared end and one narrow end for use with small nails and pins, to reduce the risk of contact with fingers and causing damage to the work piece.

FRENCH TYPE MACHINIST'S HAMMER

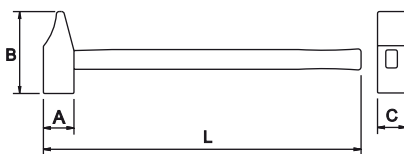





COD.		L (mm)	A (mm)	B (mm)	C (mm)		
69691	250	280	25	96	25	6	•
69692	375	300	30		30		
69693	675	350	35	102	35		
69694	900	350	40	116	40		
69695	1100		45	124	45		



FEATURES

Hickory wood



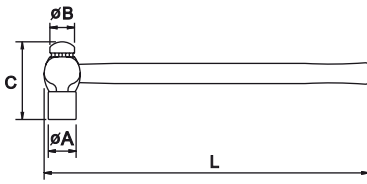
COD.		L (mm)	A (mm)	B (mm)	C (mm)		
69738	250	270	25	96	25	6	•
69739	375	300	30		30		
69740	675	350	35	102	35		
69741	900		40	116	40		
69756	1100		45	124	45		



FEATURES

Fiberglass

BALL PEIN HAMMER



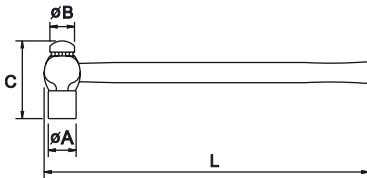
COD.		Mod.	L (mm)	Ø A (mm)	Ø B (mm)	C (mm)		
69612	250	A	280	23	22	80	1	•
69613	350	B	300	30	27	94		
69614	500	C	320	30	28	104		
69616	700	E	340	32	30	118		
69617	1000	F	370	39	32	127		



FEATURES

Hickory wood

For the hammering of metal and steel, rivets, welds etc.



COD.		Mod.	L (mm)	Ø A (mm)	Ø B (mm)	C (mm)		
69704	250	A	270	23	22	80	1	•
69705	350	B	300	30	27	94		
69706	500	C	300	30	28	104		
69758	600	D	340	32	30	118		
69707	700	E	340	32	30	118		
69708	1000	F	370	39	32	127		

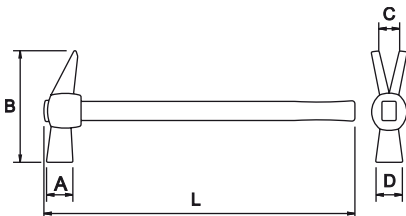


FEATURES

Fiberglass

For the hammering of metal and steel, rivets, welds etc.

SPANISH TYPE CLAW HAMMER



COD.		L (mm)	A (mm)	B (mm)	C (mm)	D (mm)		
69711	300	380	23	129	8	26	6	•
69712	400	400	29	141	12	29		
69713	500	400	29	142	12	29		

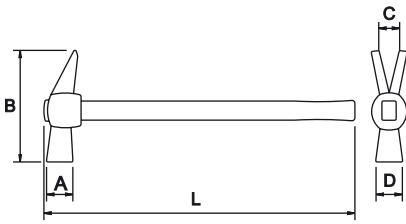


FEATURES

Hickory wood

The spanish type claw hammer is characterised by having a head with a large striking area combined with a lever-shape to facilitate the removal of nails and general dismantling.

The sharp claws enable easier assembly and dismantling of jobs.



COD.		L (mm)	A (mm)	B (mm)	C (mm)	D (mm)		
69715	300		23	129	8	26		
69716	400	385		141	12	29	6	•
69717	500		29	142				



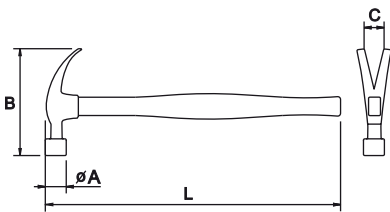
FEATURES

Fiberglass

The spanish type claw hammer is characterised by having a head with a large striking area combined with a lever-shape to facilitate the removal of nails and general dismantling.

The sharp claws enable easier assembly and dismantling of jobs.

CLAW HAMMER



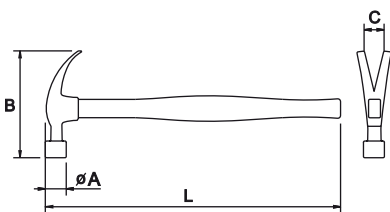
COD.		L (mm)	Ø A (mm)	B (mm)	C (mm)		
69742	600	330	34	145	7	6	•



FEATURES

Hickory wood

Principally used for hammering, nailing or the removal of nails and other objects. Generally this hammer is associated with woodworking, but it can also be used with iron, aluminium and other diverse materials.



COD.		L (mm)	Ø A (mm)	B (mm)	C (mm)		
69719	550	330	30	138	7	6	•

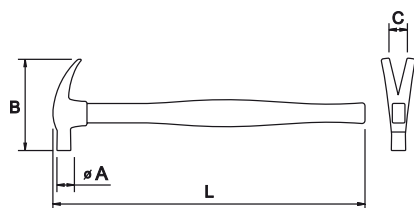


FEATURES

Fiberglass

Principally used for hammering, nailing or the removal of nails and other objects. Generally this hammer is associated with woodworking, but it can also be used with iron, aluminium and other diverse materials.

AMERICAN CLAW HAMMER



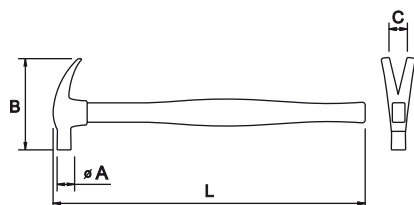
COD.		L (mm)	Ø A (mm)	B (mm)	C (mm)		
69679	250	280	21	102			
69608	350	300	23	111	6		
69609	450		25	128		6	•
69610	525	320	27	132	7		
69611	600		29	136	9		



FEATURES

Hickory wood

For hammering operations including nailing and for the dismantling of wooden constructions.



COD.		L (mm)	Ø A (mm)	B (mm)	C (mm)		
69743	250	300	21	102			
69744	350		23	111	6		
69745	450	330	25	128		6	•
69746	525		27	132	7		
69747	600	380	29	136	9		

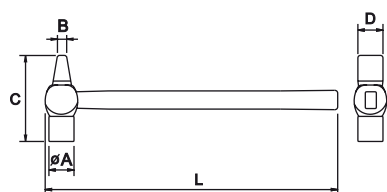


FEATURES

Fiberglass

For hammering operations including nailing and for the dismantling of wooden constructions.

ENGINEER'S CROSS PEIN HAMMER



COD.		L (mm)	Ø A (mm)	B (mm)	C (mm)	D (mm)		
69700	200	300	20	5	104	22		
69701	250		22	6	117	26	6	•
69702	350	320	25		118			

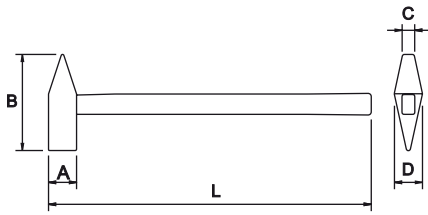


FEATURES

Hickory wood

They are used in the forging process and are commonly used by blacksmiths, mechanics, etc.

CHIPPING HAMMER



COD.		L (mm)	A (mm)	B (mm)	C (mm)	D (mm)		
69678	500	320	27	150	27	27	6	•

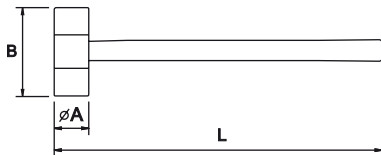
FEATURES

Hickory wood

To clean weld points.



NYLON MALLET



COD.		L (mm)	A (mm)	B (mm)				
55325	235	290	26	80			85426	84210
55326	340	310	30	85	6	•	85427	84211
55327	490	315	35	95			85428	84212

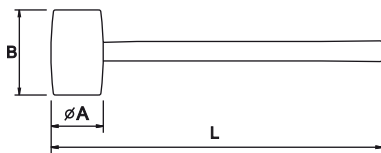
FEATURES

Hickory wood

They are hammers that are used in order to damage and mark as little as possible the surfaces on which they are hit.



BLACK RUBBER MALLET



COD.		L (mm)	Ø A (mm)	B (mm)		
69520	340	320	60	100		
69521	450	340	65	115	2	•
69726	900	350	80	125		-

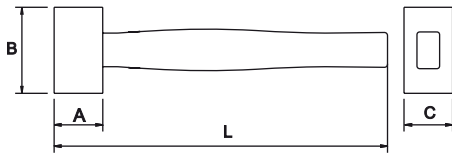
FEATURES





Hickory wood

Special for tiling jobs and for general adjustment uses.



SQUARE COPPER MALLET



COD.	 g	 O.D. mm	L (mm)	A (mm)	B (mm)	C (mm)		
69728	500	30	240	26	77	29	6	
69729	1000	35	260	36	88	39		•
69730	1500	40	280	41	99	43	4	

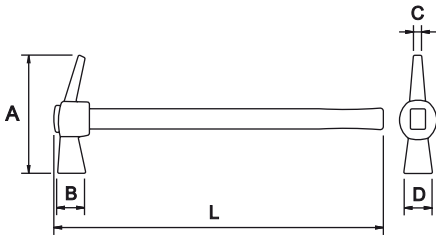





FEATURES

Hickory wood

For hammering and shaping without causing damage to the actual work piece. Copper is a soft material that conducts heat and electricity well but does not produce sparks. Ideal for the oil industry, metal mining, coal mining, oil extraction, etc.

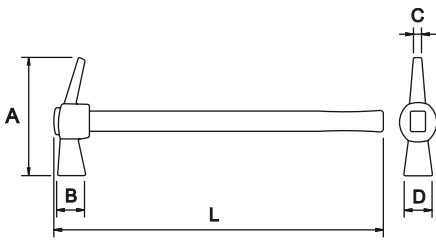
PICKS






COD.		L (mm)	A (mm)	B (mm)	C (mm)	D (mm)		
69759	400	380	229	39	5	34	6	•
69760	500		260	41	6	35		

FEATURES

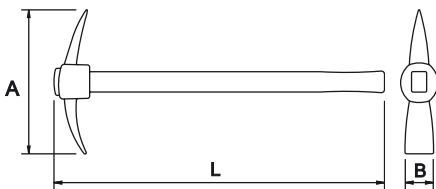
Hickory wood





COD.		L (mm)	A (mm)	B (mm)	C (mm)	D (mm)		
69762	400	385	229	39	5	34	6	•
69761	500		237	41	6	35		

FEATURES

Fiberglass

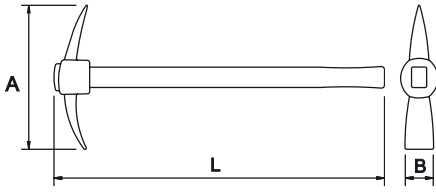


COD.		L (mm)	A (mm)	B (mm)	
69765	500	380	240	38	6

FEATURES

Hickory wood

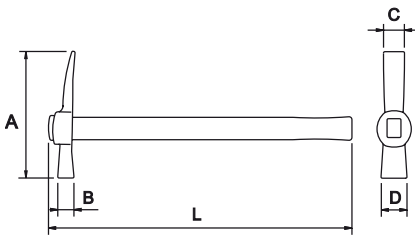




COD.		L (mm)	A (mm)	B (mm)	
69766	400	385	236	36	6
69767	500		240	38	

FEATURES

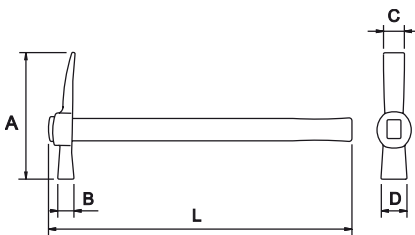
Fiberglass



COD.		L (mm)	A (mm)	B (mm)	C (mm)	D (mm)	
69770	400	380	237	10	10	36	6
69771	500		197	24	35	25	

FEATURES

Hickory wood



COD.		L (mm)	A (mm)	B (mm)	C (mm)	D (mm)	
69772	400	385	237	10	10	36	6

FEATURES

Fiberglass



PRECAUTIONARY MEASURES

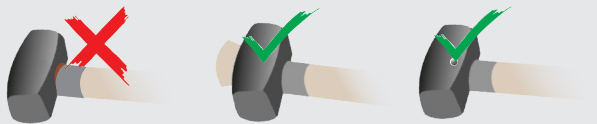
INSPECTION AND RECOMMENDATIONS FOR USE

INSPECTION

Do not use a hammer with a damaged handle or reinforced with ropes or wires.



Before using a hammer, make sure that the handle is perfectly attached to the head. In conical shank, well set head; in rest, resin, wedge and pin in good condition. In those that incorporate a safety pin, its function is that when the head loses its grip, it does not fly off. Your role is not to continue working with her. As soon as the slack in the head is noticed, its use should be discarded.



Select a hammer of suitable size and hardness for each of the surfaces to be struck.

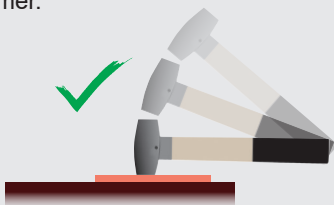


Do not use hammers with a loose head, loose wedge, or damaged resin.



RECOMMENDATIONS FOR USE

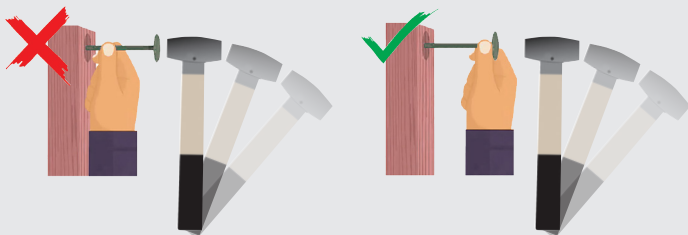
Note that the piece to be hit rests on a solid base to avoid rebounding. Try to hit the impact surface with the entire face of the hammer.




Hold the handle by the end around its entire perimeter.




In the case of having to strike nails, they must be held by the head and not by the end.



Do not use a hammer to strike another, another auxiliary tool, or as a lever.



Do not hit with the side of the hammer head.



Use approved safety glasses.

