

TAPS AND DIES

EGA Master has developed a new range of threaded tools (taps and dies) that offer a suitable solution at industrial maintenance task and repair actions.



1. Su geometría asegura la calidad de las roscas obtenidas y mejora la extracción de la viruta.

2. Made of high speed steel material: either HSS-M2 or HSS-Co material increase tool lifetime and reduce operation time.

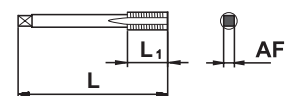
3. The range of taps and dies that Ega Master has designed include all the threads commonly used in the industry:

- Metric thread, coarse and fine pitch
- BSW thread
- UNC and UNF threads
- GAS (BSP) thread

■ METRIC SET OF 3 TAPS

COD.	METRIC	AF mm	L1 (mm)	L (mm)	g		
57700	2 x 0,4	2,0	8,0	41	8		
57701	3 x 0,5	2,5	11	48	10	100	
57702	4 x 0,7	3,0	13	53	17		
57703	5 x 0,8	4,0	16	58	30		
57704	6 x 1	5,0	19	66	45	48	
57705	7 x 1	5,5		66	50		
57706	8 x 1,25	6,2	22	72	70		
57707	9 x 1,25	7,0		72	90		
57708	10 x 1,5	8,0	24	80	120	20	●
57709	11 x 1,5	6,2	25	85	110		
57710	12 x 1,75	7,0	29	89	135		
57711	14 x 2	9,0	30	95	210	10	
57712	16 x 2	10	32	102	280		
57713	18 x 2,5	11,2	37	112	390	5	
57714	20 x 2,5			112	420		
57715	22 x 2,5	12,5	38	118	550	3	
57716	24 x 3	14	45	130	750		

ISO 529



TECHNICAL SPECIFICATION

Material HSS-M2

FEATURES

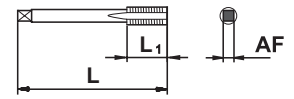
Coarse pitch

■ METRIC SET OF 2 TAPS

COD.	METRIC	AF mm	L1 (mm)	L (mm)	g		
57725	6 x 0,75	5			29		90
57726	7 x 0,75	5,5	19	66	36		
57727	8 x 0,75				43		63
57728	8 x 1	6,2	22	72	46		
57729	9 x 0,75		19	66	55		
57730	9 x 1	7,0	22	72	60		
57731	10 x 0,75		20	73	70		42
57732	10 x 1	8,0			80		
57733	10 x 1,25		24				
57734	11 x 0,75						
57735	11 x 1	6,2		80	70		
57736	11 x 1,25		22				
57737	12 x 0,75				85		30
57738	12 x 1						
57739	12 x 1,25	7,0					
57740	12 x 1,5		29	89	95		
57741	14 x 1		22	87	130		
57742	14 x 1,25	9,0	30	95	140		
57743	14 x 1,5		30	95	145		20
57744	16 x 1	10	22	92	180		
57745	16 x 1,5		32	102	195		
57746	18 x 1,5				270		
57747	18 x 2	11,2	37	112			10
57748	20 x 1,5				280		
57749	22 x 1,5	12,5	38	118	370		
57750	24 x 2	14	45	130	500		5

ISO 529

TECHNICAL SPECIFICATION	
Material	HSS-Co
FEATURES	
Fine pitch	

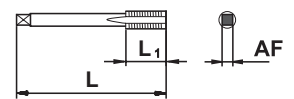


■ BSW SET OF 3 TAPS






COD.	WITHWORTH	AF mm	L1 (mm)	L (mm)	g		
57760	1/8" x 40	2,6	12	40	10		100
57761	5/32" x 32	3,3	14	45	16		
57762	3/16" x 24	4,2			28		
57763	1/4" x 20				37		48
57764	5/16" x 18	4,9	22	56	46		
57765	3/8" x 16	5,5	25	70	65		
57766	7/16" x 14	6,2	30	75	95		
57767	1/2" x 12	7,0			125		20
57768	9/16" x 12	9,0	32	80	165		
57769	5/8" x 11				230		10
57770	3/4" x 10	11		95	380		5
57771	7/8" x 9	14,5	40	100	600		
57772	1" x 8	16	50	110	750		3

DIN 352

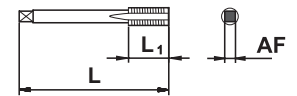
TECHNICAL SPECIFICATION	
Material	HSS-M2



■ **UNC SET OF 3 TAPS**






COD.			L1 (mm)	L (mm)			
57780	Nº 2 x 56	2,0	11	36	7,0		
57781	Nº 3 x 48				8,0		
57782	Nº 4 x 40					100	
57783	Nº 5 x 40	2,6	12	40	10		
57784	Nº 6 x 32	3,0			14		
57785	Nº 8 x 32	3,3	14	45	16		
57786	Nº 10 x 24	4,2	16	48	28		
57787	Nº 12 x 24		18	50	33		
57788	1/4" x 20	4,9	22	56	40	48	
57789	5/16" x 18		25	63	43		
57790	3/8" x 16	5,5	28	70	60		
57791	7/16" x 14	6,2	30	75	95		
57792	1/2" x 13	7,0			125	20	
57793	9/16" x 12		32	80	165		
57794	5/8" x 11	9,0	36	90	230	10	
57795	3/4" x 10	11	40	95	380	5	
57796	7/8" x 9	14,5	45	110	600		
57797	1" x 8	16	50		750	6	

DIN 352 ANSI B1.1

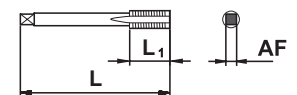


TECHNICAL SPECIFICATION	
Material	HSS-M2

■ **UNF SET OF 3 TAPS**








COD.			L1 (mm)	L (mm)			
57800	Nº 2 x 64	2,0		32	7,0		
57801	Nº 3 x 56		10		8,0		
57802	Nº 4 x 48			36	10		
57803	Nº 5 x 44	2,6			10		
57804	Nº 6 x 40	3,0	12	40	14	90	
57805	Nº 8 x 36	3,3			16		
57806	Nº 10 x 32	4,2	14	45	28		
57807	Nº 12 x 28		16	50	33		
57808	1/4" x 28	4,9		56	40		
57809	5/16" x 24		18		43	63	
57810	3/8" x 24	5,5			60		
57811	7/16" x 20	6,2		63	80	42	
57812	1/2" x 20	7,0			100	30	
57813	9/16" x 18		20		150		
57814	5/8" x 18	9,0		70	185	20	
57815	3/4" x 16	11		80	300	10	
57816	7/8" x 14	14,5	22		460		
57817	1" x 12	16		90	650	5	

DIN 2181 ANSI B1.1



TECHNICAL SPECIFICATION	
Material	HSS-M2

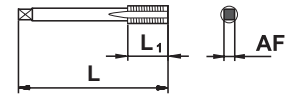
■ GAS (BSP) SET OF 2 TAPS

COD.			L1 (mm)	L (mm)			
57820	1/8" x 28	5,5	20	60	50	16	
57821	1/4" x 19	9,0	70	105	7		
57822	3/8" x 19			130			
57823	1/2" x 14	12	22	80	250	4	
57824	3/4" x 14	16	90	430			
57825	1" x 11	20	25	100	750		









DIN 5157

TECHNICAL SPECIFICATION

Material HSS-M2



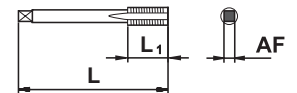
■ NPT TAPS

COD.			L1 (mm)	L (mm)			
57751	1/8" x 27	6,2	19	54	23	60	
57752	1/4" x 18	9,0	27	62	45		
57753	3/8" x 18	11		65	75		
57754	1/2" x 14	14	35	80	135	15	
57755	3/4" x 14	18		83	200		
57756	1" x 11,5	22	44	95	380	4	
57757	1.1/4" x 11,5	28	33	125	650		
57758	1.1/2" x 11,5	31		140	950		
57759	2" x 11,5	40		160	1550	1	

DIN 233

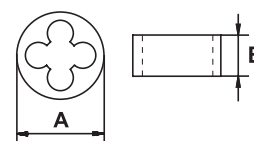
TECHNICAL SPECIFICATION

Material HSS-M2



■ ROUND METRIC THREAD DIES

COD.	METRIC	A (mm)	B (mm)	g		
57845	2 x 0,4			35		
57846	3 x 0,5					
57847	4 x 0,7					
57848	5 x 0,8			30		
57866	6 x 0,75					
57849	6 x 1					
57867	7 x 0,75	25,4	9,0	27	105	
57850	7 x 1					
57868	8 x 0,75					
57869	8 x 1					
57851	8 x 1,25			26		
57870	9 x 0,75					
57871	9 x 1					
57852	9 x 1,25					
57872	10 x 0,75					
57873	10 x 1	38	13	80	30	
57874	10 x 1,25					
57853	10 x 1,5	25,4	9,0	26	105	
57875	11 x 0,75					
57876	11 x 1	38	13	80	30	
57877	11 x 1,25					
57854	11 x 1,5	25,4	9,0	25	105	
57878	12 x 0,75			75		
57879	12 x 1			80		
57880	12 x 1,25			75		
57881	12 x 1,5			80		
57856	12 x 1,75					
57882	14 x 1			75		
57883	14 x 1,25	38	13	75	30	
57884	14 x 1,5			70		
57858	14 x 2			75		
57885	16 x 1					
57886	16 x 1,5			70		
57859	16 x 2					
57887	18 x 1,5					
57889	18 x 2	50,8	16	180	11	
57860	18 x 2,5	38	13	70	30	
57890	20 x 1,5	50,8	16	175	11	
57861	20 x 2,5	38	13	70	30	
57891	22 x 1,5			155		
57864	22 x 2,5			165		
57892	24 x 1,5	50,8	16	150	11	
57893	24 x 2					
57865	24 x 3			165		



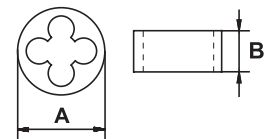
DIN 223 EN 22568

TECHNICAL SPECIFICATION	
Material	HSS-M2

■ **ROUND BSW THREAD DIES**

COD.	WITHWORTH	A (mm)	B (mm)	g		
57900	BSW 1/8" x 40			34		
57901	BSW 5/32" x 32					
57902	BSW 3/16" x 24	25,4	9,0	33	105	
57903	BSW 1/4" x 20			32		
57904	BSW 5/16" x 18			29		
57905	BSW 3/8" x 16			80		
57906	BSW 7/16" x 14	38	13		30	●
57907	BSW 1/2" x 12			75		
57908	BSW 9/16" x 12			210		
57909	BSW 5/8" x 11			180		
57910	BSW 3/4" x 10	50,8	16	165	11	
57911	BSW 7/8" x 9			160		
57912	BSW 1" x 8					

DIN 223 EN 22568



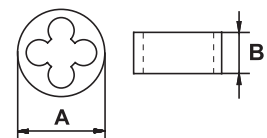
TECHNICAL SPECIFICATION

Material HSS-M2

■ **ROUND UNC THREAD DIES**

COD.	UNC	A (mm)	B (mm)	g		
57920	Nº 2 x 56	16		8,0		
57921	Nº 3 x 48					
57922	Nº 4 x 40		5,0	11		
57923	Nº 5 x 40			10	216	
57924	Nº 6 x 32					
57925	Nº 8 x 32	20		13		
57926	Nº 10 x 24			12		
57927	Nº 12 x 24		7,0			
57928	1/4" x 20			27	105	●
57929	5/16" x 18	25,4	9,0	75		
57930	3/8" x 16					
57931	7/16" x 14	38	13	80	30	
57932	1/2" x 13					
57933	9/16" x 12			210		
57934	5/8" x 11			180		
57935	3/4" x 10	50,8	16	170	11	
57936	7/8" x 9			160		
57937	1" x 8					





DIN 223 EN 22568



TECHNICAL SPECIFICATION

Material HSS-M2

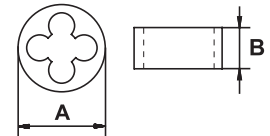
■ **ROUND UNF THREAD DIES**

COD.		A (mm)	B (mm)			
57940	Nº 2 x 64	16		8,0		
57941	Nº 3 x 56			8,0		
57942	Nº 4 x 48	20	5,0	10	216	
57943	Nº 5 x 44			10		
57944	Nº 6 x 40	25,4	9,0	13		
57945	Nº 8 x 36			13		
57946	Nº 10 x 32	38	13	11		
57947	Nº 12 x 28			11		
57948	1/4" x 28	50,8	16	24	105	●
57949	5/16" x 24			24		
57950	3/8" x 24	50,8	16	75		
57951	7/16" x 20			75		
57952	1/2" x 20	50,8	16	80	30	
57953	9/16" x 18			80		
57954	5/8" x 18	50,8	16	75		
57955	3/4" x 16			75		
57956	7/8" x 14	16	16	165	11	
57957	1" x 12	50,8		155		





DIN 223 EN 22568

TECHNICAL SPECIFICATION

Material	HSS-M2
----------	--------



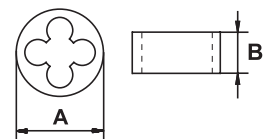
■ **ROUND GAS BSP THREAD DIES**

COD.		A (mm)	B (mm)			
57960	1/8" x 28	38	13	80	30	
57961	1/4" x 19			80		
57962	3/8" x 19	50,8	16	70		●
57963	1/2" x 14			70		
57964	3/4" x 14	63,5	20	170	11	
57965	1" x 11			170		





DIN 5158

TECHNICAL SPECIFICATION

Material	HSS-M2
----------	--------



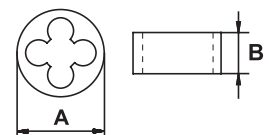
■ **ROUND NPT THREAD DIES**

COD.		A (mm)	B (mm)			
57897	1/8" x 27	38	13	80		
57898	1/4" x 18			80		
57913	3/8" x 18	50,8	16	75	20	
57914	1/2" x 14			75		
57915	3/4" x 14	88,9	32	185		●
57916	1" x 11,5			185		
57918	1.1/2" x 11,5	88,9	32	150	8	
				145		
				130	4	
				750		

DIN 233

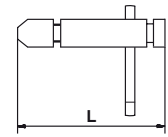
TECHNICAL SPECIFICATION

Material	HSS-M2
----------	--------



■ REVERSIBLE TAP WRENCH

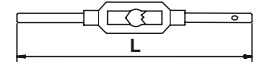
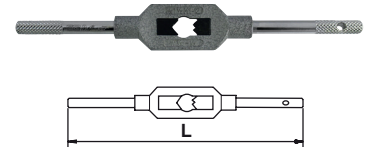
COD.	AF mm	L (mm)	g		
57830	2,4-5,5	85	190	20	
57831	4,0-7,9	100	290	14	
57832	2,4-5,5	250	250	10	●
57833	4,0-7,9	300	445		



TECHNICAL SPECIFICATION	
Material	Steel

■ ADJUSTABLE TAP WRENCH

COD.	AF mm	L (mm)	g		
57835	2,0-5,5	125	55	20	
57836	1,9-6,2	180	100	12	
57837	1,9-7,9	200		10	
57838	2,4-9,0	280	290		
57839	4,0-12,5	375	700		
57840	4,0-16	500	1000	6	●
57841	5,0-20	750	1950		
57842	7,0-25	1000	4600		
57843	14-38	1250	6750	4	
57844	17-41	1500	9150		

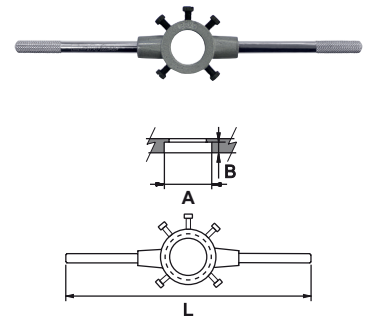


DIN 1814

TECHNICAL SPECIFICATION	
Material	Steel + Zamak

■ DIE HOLDER

COD.	A (mm)	B (mm)	L (mm)	g		
57970	16	5	160	55		
57971	20	7	180	80	20	
57972	25	9	190	85		
57973	25,4	10	220	125		
57826	30	11	200	220	12	
57974	38	10	260	230		
57975	45	14	310	320		
57976	45	18	450	600	6	
57978	50,8	16	390	750		●
57827	55	20	500	900	4	
57979	63,5	18	550	1150		
57980	65	25	550	1350	2	
57981	75	30	800	2050		
57968	90	36	800	3350	1	
57969	105	22	900	4550		





DIN 225 ISO 22568



TECHNICAL SPECIFICATION	
Material	Steel + Zamak





■ THREADING KITS








COD.	PCS.		Range	
57690	21	METRIC	M3 - M12	0,8



PCS.	Composition	Description		
21	57701, 57702, 57703, 57704, 57706, 57708, 57710	Set of 3 thread taps	M3, M4, M5, M6, M8, M10, M12	





COD.	PCS.		Range	
57691	31	METRIC	M3 - M12	2,8




PCS.	Composition	Description		
21	57701, 57702, 57703, 57704, 57706, 57708, 57710	Set of 3 thread taps	M3, M4, M5, M6, M8, M10, M12	
7	57846, 57847, 57848, 57849, 57851, 57853, 57856	Threading bearings		
1	57837	Adjustable tap holder	1,9-7,9	
2	57826, 57976	Bearing holder	25,4 x 10; 38 x 14	




COD.	PCS.		Range	
57692	23	METRIC	M6 - M12	3,0




PCS.	Composition	Description		
15	57704, 57706, 57708, 57709, 57710	Set of 3 thread taps	M6, M8, M10, M11, M12	
5	57849, 57851, 57853, 57854, 57856	Threading bearings		
1	57838	Adjustable tap holder	2,4-9,0	
2	57826, 57976	Bearing holder	25,4 x 10; 38 x 14	




COD.	PCS.		Range	
57693	32	METRIC	M6 - M18	4,5




PCS.	Composition	Description		
21	57704, 57706, 57708, 57710, 57711, 57712, 57713	Set of 3 thread taps	M6, M8, M10, M12, M14, M16, M18	
7	57849, 57851, 57853, 57856, 57858, 57859, 57860	Threading bearings		
2	57837, 57839	Adjustable tap holder	1,9-7,9; 4,0-12,5	
	57826, 57976	Bearing holder	25,4 x 10; 38 x 14	

COD.	PCS.		Range	
57694	33	BSW	1/8" - 1/2"	3,3
PCS.	Composition	Description		
21	57760, 57762, 57763, 57764, 57765, 57766, 57767	Set of 3 thread taps		BSW 1/8", 3/16", 1/4", 5/16", 3/8", 7/16", 1/2"
7	57900, 57902, 57903, 57904, 57905, 57906, 57907	Threading bearings		
2	57836, 57838	Adjustable tap holder		1,9-6,2; 2,4-9,0
1	57830	Reversible ratchet tap holder		2,4-5,5
2	57826, 57976	Bearing holder		25,4 x 10; 38 x 14

COD.	PCS.		Range	
57695	34	UNC	1/4" - 3/4"	7,0
PCS.	Composition	Description		
21	57788, 57789, 57790, 57791, 57792, 57794, 57795	Set of 3 thread taps		UNC 1/4", 5/16", 3/8", 7/16", 1/2", 5/8", 3/4"
7	57928, 57929, 57930, 57931, 57932, 57934, 57935	Threading bearings		
2	57836, 57839	Adjustable tap holder		1,9-6,2; 4,0-12,5
4	57972, 57826, 57976, 57827	Bearing holder		20 x 7; 25,4 x 10; 38 x 14; 50,8 x 16

COD.	PCS.		Range	
57696	34	UNF	1/4" - 3/4"	7,0
PCS.	Composition	Description		
21	57808, 57809, 57810, 57811, 57812, 57814, 57815	Set of 3 thread taps		UNF 1/4", 5/16", 3/8", 7/16", 1/2", 5/8", 3/4"
7	57948, 57949, 57950, 57951, 57952, 57954, 57955	Threading bearings		
2	57836, 57839	Adjustable tap holder		1,9-6,2; 4,0-12,5
4	57972, 57826, 57976, 57827	Bearing holder		20 x 7; 25,4 x 10; 38 x 14; 50,8 x 16

COD.	PCS.		Range	
57697	24	BSP (GAS)	1/8" - 1"	11
PCS.	Composition	Description		
12	57820, 57821, 57822, 57823, 57824, 57825	Set of 2 thread taps		GAS (BSP) 1/8", 1/4", 3/8", 1/2", 3/4", 1"
6	57960, 57961, 57962, 57963, 57964, 57965	Threading bearings		
3	57836, 57839, 57841	Adjustable tap holder		1,9-6,2; 4,0-12,5; 5,0-20
	57976, 57827, 57828	Bearing holder		38 x 14; 50,8 x 16; 63,5 x 20

COD.	PCS.		Range	
57698	18	NPT	1/8" - 1"	10
PCS.	Composition	Description		
6	57751, 57752, 57753, 57754, 57755, 57756	Thread taps		NPT 1/8", 1/4", 3/8", 1/2", 3/4", 1"
	57897, 57898, 57913, 57914, 57915, 57916	Threading bearings		
4	57836, 57839, 57841, 57842	Adjustable tap holder		1,9-6,2; 4,0-12,5; 5,0-20; 7,0-25
2	57976, 57827	Bearing holder		38 x 14; 50,8 x 16